

DRC

PZ23-12000051  
05/15/2024

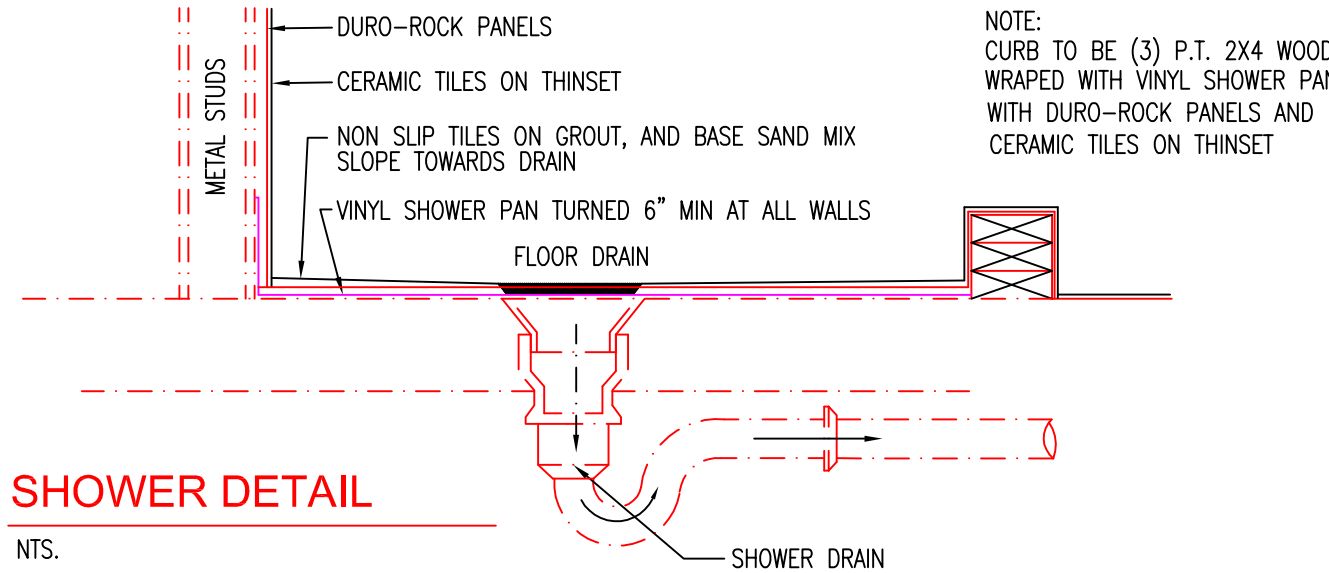
Miguel F  
de Diego

Digitally signed  
by Miguel F de  
Diego

Date: 2023.11.13  
16:08:25 -05'00'

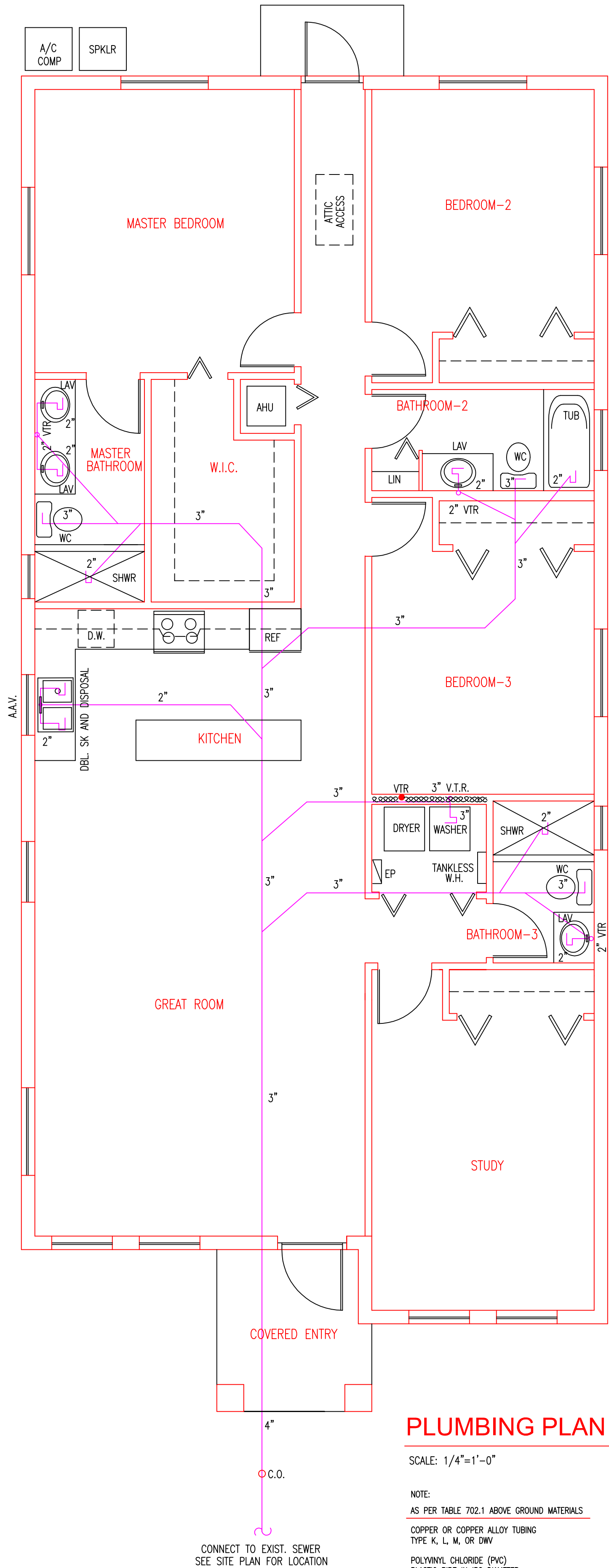
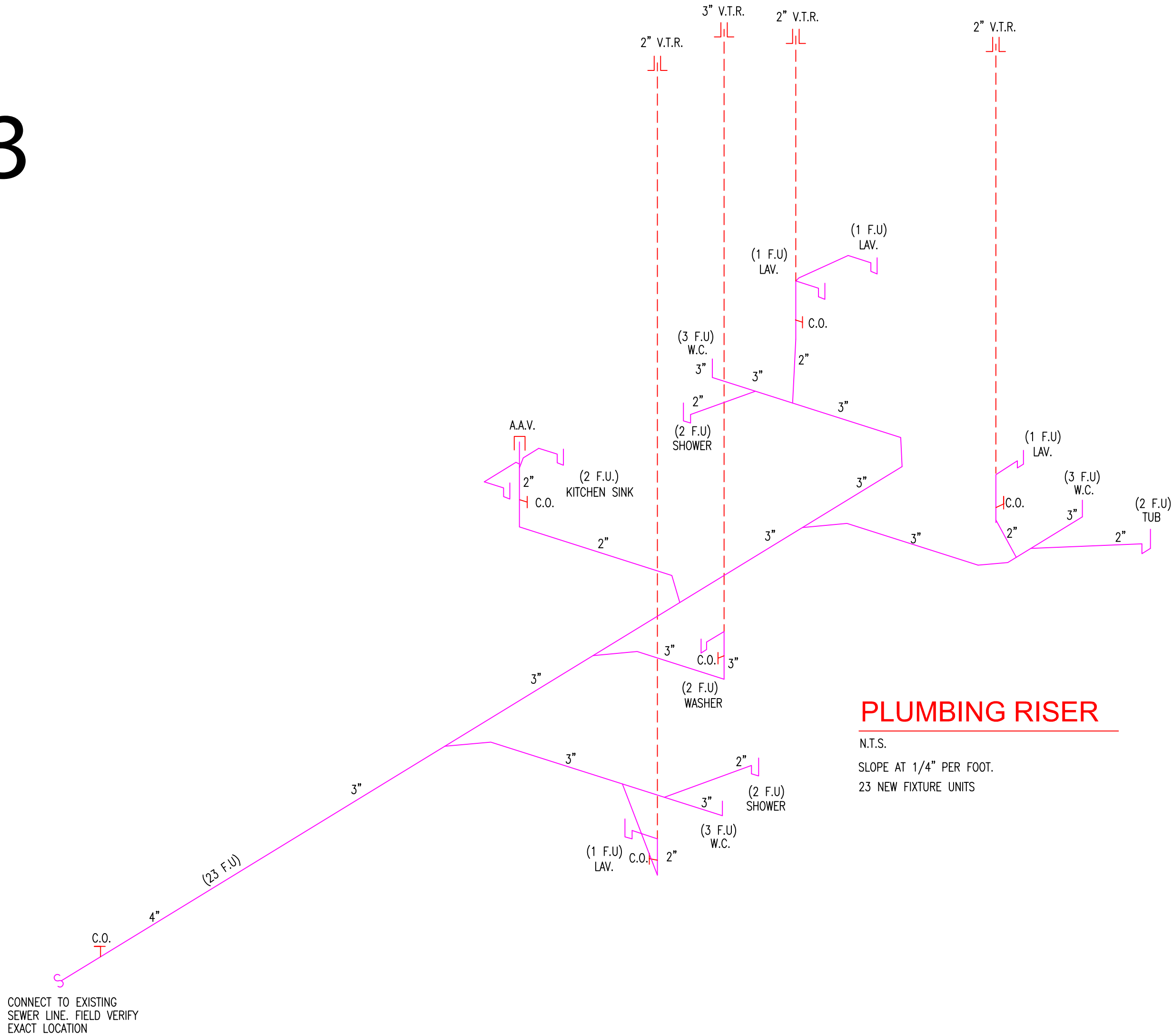
PROVIDE CEMENTITIOUS PANEL BACKER BOARD  
OR EQUIVALENT FOR WET AREAS.  
MOISTURE RESISTANT GREEN GYP. BOARD IS ALLOWED  
FOR CEILINGS AND NOT WET AREAS.  
PROVIDE IMPERMEABLE MATERIAL IN BATHROOM WET  
AREAS TO 6 FT MIN. ABOVE FIN. FLOOR.

GYPSUM BOARD IN BATHROOMS SHALL BE WATER RESISTANT GYPSUM  
BACKING BOARD AS PER F.B.C. PROVIDE NON SKIT CER  
TILES AT BATHROOM FLOORS. PROVIDE CER TILES AT ALL BATHTUBS AND  
SHOWER WALLS FOR A HEIGHT OF 72" INCHES. AS PER F.B.C.  
COORDINATE STYLE AND COLOR WITH THE OWNER.  
(GREEN BOARD SHALL NOT BE USED)



NOTE:  
AS PER FBC. (P) 417.5.2  
FLOOR UNDER SHOWER COMPARTMENTS, EXCEPT WHERE PREFABRICATED RECEPTORS HAVE BEEN PROVIDED, SHALL  
BE LINED AND MADE WATER TIGHT UTILIZING MATERIALS COMPLYING WITH SECTION 417.5.2.1 THROUGH 417.5.2.6  
SUCH LINERS SHALL TURN UP ON ALL SIDES NOT LESS THAN 2 INCHES ABOVE THE FINISHED THRESHOLD  
LEVEL. LINERS SHALL BE RECESSED AND FASTENED TO AN APPROVED BACKING SO AS NOT TO OCCUPY THE SPACE  
REQUIRED FOR WALL COVERING, AND SHALL NOT BE NAILED OR PERFORATED AT ANY POINT LESS THAN 1 INCH  
ABOVE THE FINISHED THRESHOLD. LINERS SHALL BE PITCHED ONR FORTH UNIT VERTICAL IN 12 UNITS HORIZONTAL  
(2 PERCENT SLOPE) AND SHALL BE SLOPED TOWARDS THE FIXTURE DRAINS AND BE SECURELY FASTENED TO THE WASTE  
OUTLET AT THE SEEPAGE ENTRANCE, MAKING A WATER TIGHT JOINT BETWEEN THE LINER AND THE OUTLET. THE COMPLETED  
LINER SHALL BE TESTED IN ACCORDANCE WITH SECTION 312.9.

**PLUMBING NOTE:**  
ALL NEW PLUMBING TUB VALVE TO BE INSTALLED SHALL COMPLY WITH THE  
FBC RESID. SECT. P2713.3 BATHTUB AND WHIRLPOOL VALVES. THE HOT WATER  
SUPPLIED TO THE BATHTUB AND WHIRLPOOL SHALL BE LIMITED TO A MAX.  
TEMPERATURE OF 120 DEGR. F. (49 DEGR. C) BY A WATER TEMPERATURE LIMITING  
DEVICE THAT CONFORMS TO ASSE 1070. EXCEPT WHEN SUCH PROTECTION IS  
OTHERWISE PROVIDED BY A COMBINATION TUB/SHOWER VALVE IN ACCORDANCE  
WITH SECTION. P2708.3  
(IN LINE THERMOSTATIC VALVES SHALL NOT BE UTILIZED FOR COMPLIANCE WITH THIS SECTION.)



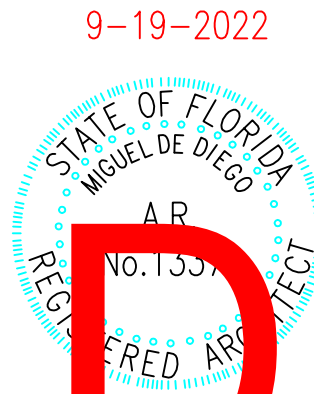
NOTE:  
AS PER TABLE 702.1 ABOVE GROUND MATERIALS  
POLYVINYL CHLORIDE (PVC)  
PLASTIC PIPE IN IPS DIAMETER  
INCLUDING SCHEDULE 40 DR 22, PS 200 AND DR 24 PS 140  
WITH A SOLID, CELLULAR CORE OR COMPOSIT WALL

AS PER TABLE 702.2 BELOW GROUND MATERIALS  
COPPER OR COPPER ALLOY TUBING  
TYPE K, L, M, OR DNW  
POLYVINYL CHLORIDE (PVC)  
PLASTIC PIPE IN IPS DIAMETER  
INCLUDING SCHEDULE 40 DR 22, PS 200 AND DR 24 PS 140  
WITH A SOLID, CELLULAR CORE OR COMPOSIT WALL

Miguel de Diego  
ARCHITECT P.A.  
AA-26001641  
1657 TYLER STREET SUITE 107 HOLLYWOOD, FLORIDA 33020  
PH. (954) 926-3358 FAX (954) 926-2021

CHECKED  
DRAWN  
DATE 4-4-2022  
COMM. NO. 21-194

NEW RESIDENCE  
MODEL C  
PARCEL-10 344 NW 11th STREET  
POMPANO BEACH, FLORIDA  
CONTACT: JUAN F. WILKES (786) 838-8159  
PABLO FERNANDEZ (786) 838-7310



PZ23-12000051  
12/20/2023